

LED Fluorescent Lighting Fixtures

NLFL SERIES

Type of Explosion-Proof
Non Sparking (Ex nR IIC T6 IP66)
Dust-ignition proof (Ex tD A21 IP66 T85°C)



LED Benefits

- Provide superior safety and comfortable environment.
- Comfortable lighting that minimizes the fatigue of the eyes by eliminating the flickering phenomenon of existing fluorescent lamp.
- Saves energy by 30% or more compared to existing fluorescent lamp.
- Saves maintenance costs : long life with low energy consumption and high efficiency.
- Non-toxic eco-friendly lighting with 3-FREEs (Solder-free, mercury-free, existing HID and incandescent luminaires cadmium-free)

Fluorescent lamp	Comparison of Economic efficiency	LumiDas Tube
	28% saved	
32	Power consumption(W)	23
-	Consumed electricity volume(kW/W)	-
-	Electricity amount(kW/W)	-
0	Carbon saved	0.08 ton/y

*Criteria: 12 hours daily, entire year, 5 products each(1:1 replacement)

*Equivalent to planting 26 nut pine trees

Compliance & Certification

- IEC 60079-0,15
- Notification of Ministry of Labor No. 2010-36
- Certified by KGS (Korea Gas Safety Corporation)

Standard Materials

- Enclosure : Polycarbonate
- Inner Reflector : High purity aluminium
- Cover : Polycarbonate

Standard Finish

- If you want another color, contact us please.

Application

NLFL Series lighting fixture are used

- Areas requiring frequent on-and-off of lights
- Two lumen outputs for replacement of existing HID and incandescent luminaires
- Where flammable vapors, gases, ignitable dusts, fibers or flyings are present; indoors or outdoors
- Where extremely corrosive, wet, dusty, hot and/or cold conditions exist
- Manufacturing plants; heavy industrial, chemical, petrochemical or pharmaceutical facilities; latforms; loading docks; tunnels; outdoor wall and stanchion mounted general area lighting

Technical Data

Electrical Ratings	
Rated Voltage	AC110V/220V/240V (*See Below)
Rated Wattage	Max.25W*3
Rated Frequency	50Hz/60Hz
Entry Size	3/4"

Weight

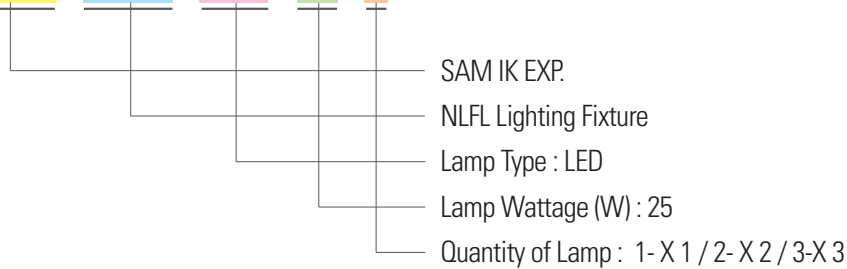
Miunting Type	Watt	Catalog No.	Weigh
Ceiling Type	18W X 1	SEBP-NLFL-181	5.1kg
	18W X 2	SEBP-NLFL-182	
	18W X 3	SEBP-NLFL-183	5.2kg
	24W X 3	SEBP-NLFL-243	

Ordering Number

LAMP	Watt	Ceiling	Pendant	40° Bracket	90° Bracket
LED	18	SEBP-NLFL-181	SEBP-NLFL-182	SEBP-NLFL-183	SEBP-NLFL-184
	20	SEBP-NLFL-201	SEBP-NLFL-202	SEBP-NLFL-203	SEBP-NLFL-204
	21	SEBP-NLFL-211	SEBP-NLFL-212	SEBP-NLFL-213	SEBP-NLFL-214
	22	SEBP-NLFL-221	SEBP-NLFL-222	SEBP-NLFL-223	SEBP-NLFL-224
	25	SEBP-NLFL-251	SEBP-NLFL-252	SEBP-NLFL-253	SEBP-NLFL-254

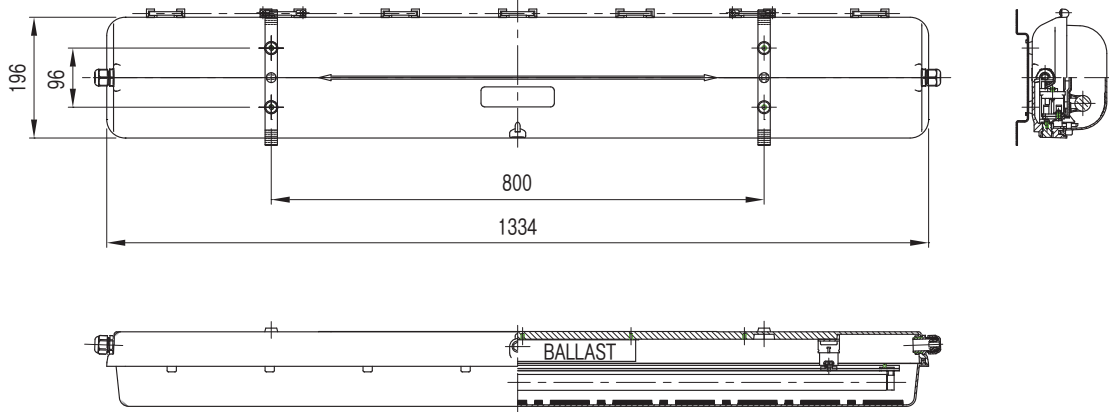
Ordering Information

SEBP - NLFL - LED - 25 - 1

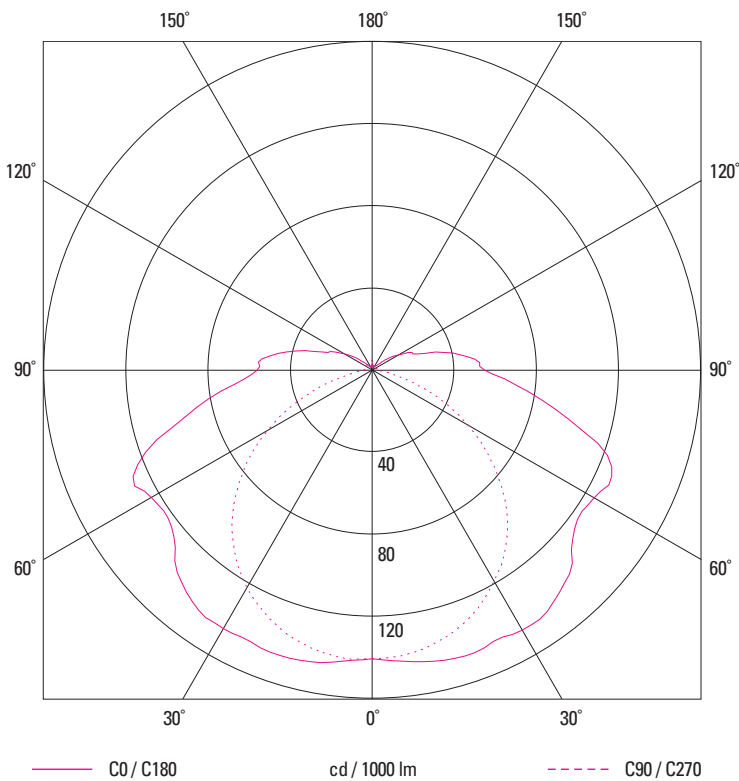


* Entry Size : 3/4"

Dimension



Photometric Data



	C0	C90	C180
0°	141	141	141
10°	144	138	145
20°	146	131	146
30°	146	119	145
40°	142	102	141
50°	127	80	126
60°	125	54	124
70°	122	27	118
80°	84	7	81
90°	55	2	56
100°	44	3	47
110°	24	2	26
120°	15	2	16
130°	6	2	7
140°	3	2	3
150°	2	2	2
160°	2	3	2
170°	3	3	3
180°	3	3	3
cd / 1000 lm			

— C0 / C180 cd / 1000 lm - - - C90 / C270